



ShapeShift Standard Product Range

Decorative Pillar & Plinth Panel

LRQA
CERTIFIED
ISO 9001

Bridging Creativity and Buildability

Over the past two decades, ShapeShift Technologies has built its reputation as the preferred partner for the world's leading architects, consultants, and Tier 1 builders, amassing a portfolio of over 320 landmark projects across 16 countries.

Through a vertically integrated design to manufacture process, ShapeShift delivers intelligent, sustainable, low-risk solutions by leveraging cutting-edge aerospace technology and precision manufacturing techniques at scale.

25 Years
Experience



16 Countries




372.000 sqm
Installed



320
Projects



Pillar & Plinth Wall Panel



Pillar & Plinth Wall Panel

ShapeShift's Modular RC/GRC Decorative Pillar & Plinth Panel combines timeless aesthetics with modern functionality, delivering an elegant yet durable solution for various architectural applications. Designed to enhance residential spaces, these decorative elements offer a refined and sophisticated appearance while maintaining the strength and reliability needed for long-term performance.

Usability

Residential Perimeter Fencing

Excellent choice for enhancing the aesthetic and security of residential properties. It can be used to construct stylish perimeter fences, boundary walls, and grand entryway features, providing homeowners with sophisticated home fencing. The modular design ensures easy installation while allowing for customisation.

Landscaping & Garden

Seamlessly integrated into landscape designs, serving as a stylish backdrop for gardens, courtyards, and outdoor seating areas. Whether used as decorative partitions, retaining walls, or integrated into pergolas and gazebos, these panels add a refined touch to outdoor spaces while providing structural support.

Key Features



Modular & Customisable:
Configurations suited to diverse architectural requirements.



Sustainable & Eco-Friendly:
Uses recycled inputs and responsible production methods.



Durable & Low Maintenance:
Built to resist weathering and minimise ongoing upkeep.



Lightweight & High Strength:
Reduces labour and structural demands while delivering solid performance.




Fire & Weather Resistant:
Reliable under extreme conditions and meet the technical test.



Precision Manufacturing:
Consistently accurate dimensions and refined aesthetics.

Surface Finishes



Concrete Finish

Showcases the natural, concrete-like texture of the ShapeShell™ RC substrate.

- **Off-form** – A clean, smooth concrete surface with a raw, minimalist aesthetic.
- **Exposed Aggregate** – A textured finish showcasing natural stone for a durable and decorative look.



Tiled Finish

Emulates traditional stone materials while retaining ShapeShell™ RC's lighter-weight benefits.

- **Classic** – Smooth tiles featuring traditional patterns designed for simplicity, consistency, and straightforward installation.
- **Deluxe** – Textured tiles featuring unique, randomised patterns crafted for exceptional visual impact and detailed craftsmanship.

Tile Options

Classic Tiles



Andesit Bakar (10x20 cm)



Paras RTM (20x40 cm)



Paras RTA (15x30 cm)



Bali Limestone (15x30 cm)

Deluxe Tiles



Curi (20x40 cm)



Wall C. Candi TT (20x40 cm)

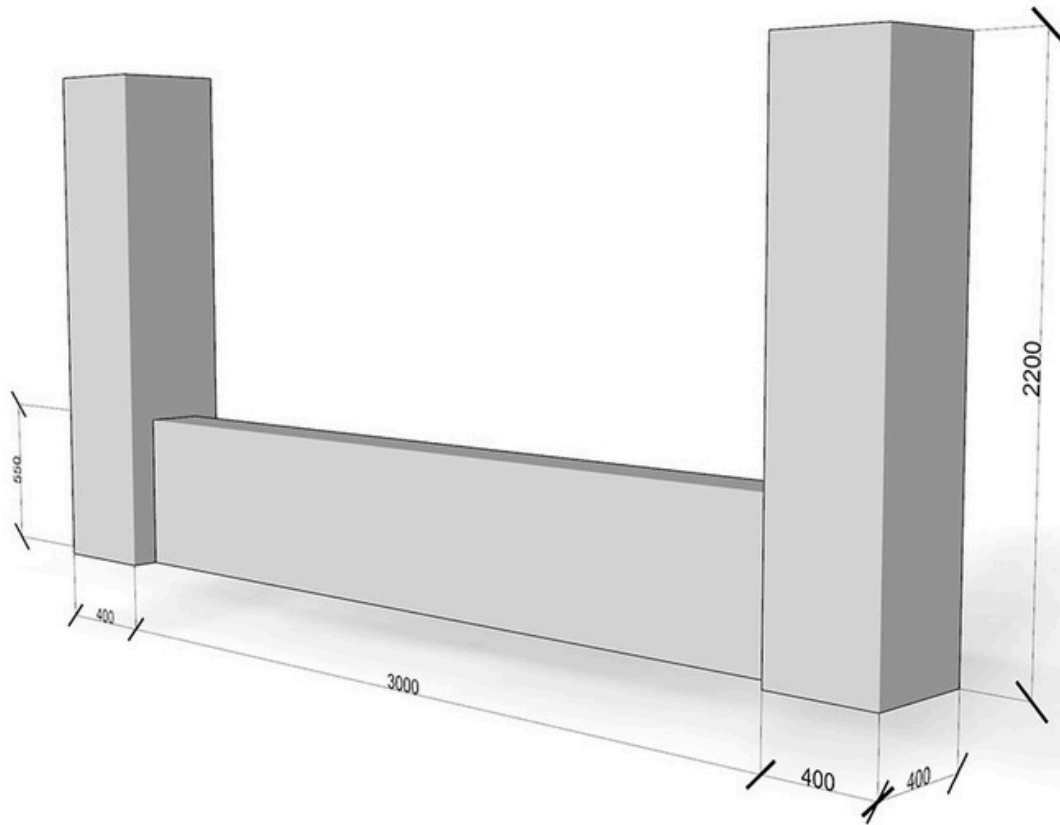


Wall C. Palem Bevel (20x40 cm)



Rusty Slate Stone (15x60 cm)

Standard Dimensions



Pillar:

- Height: 1860 mm
- Width: 400 mm

Plinth:

- Length: up to 3 meter (between columns)
- Height: 545 mm

Key Features:

- The solid block structure ensures durability and aesthetic appeal.
- The panel height (545 mm) makes it ideal for plinth applications, ensuring safety while maintaining an open view.
- The pillar size (400 mm x 400 mm) provides a strong architectural presence, suitable for various settings such as fences, gardens, and terraces.

Contact Us



Get in touch today to explore partnership opportunities.

Experienced Global Team,
Reliable Partner Assurance

Scan to save our contact



BUSINESS DEVELOPMENT EXECUTIVE
Frank Rosselli

✉ frankr@shapeshift.tech

☎ +61 400 241 784

☎ +6173666 0007

🌐 shapeshift.tech

Scan to save our contact



SALES & MARKETING EXECUTIVE
Zsolt Tomo

✉ zsoltt@shapeshift.tech

☎ +61 405 068 998

☎ +6173666 0007

🌐 shapeshift.tech

Scan to save our contact



BUSINESS DEVELOPMENT LEAD
Sam Seewan

✉ sam@shapeshift.tech

☎ +61 433 553 329

☎ +6173666 0007

🌐 shapeshift.tech

get in touch for
more information

